

<b>Issue Date</b>	:	<b>10 October 2012</b>
<b>Issue</b>	:	<b>1.0</b>

**Title** : **GOCE L1b Data Quality Control Report  
August 2011**

**Author** : **GOCE Quality Control Team**

**Distribution** : **GOCE Users Community**



## DOCUMENT CHANGE RECORD

Issue	Date	Reason for Change	Changed Pages/Paragraphs
1.0	10/10/2012	First issue	



## TABLE OF CONTENTS

<b>1. INTRODUCTION .....</b>	<b>4</b>
1.1 Purpose and Scope .....	4
1.2 Glossary.....	4
<b>2. AUGUST 2011 OVERVIEW.....</b>	<b>5</b>
<b>3. AUGUST 2011 DATA QUALITY ANALYSIS .....</b>	<b>5</b>
3.1 CM outlier on 06 <sup>th</sup> of August .....	5
3.2 Instrument calibration .....	6
3.3 S/C anomaly: coherency failure on ASH2 and ASH5 .....	7
3.4 Beam Out event .....	8



## 1. INTRODUCTION

### 1.1 Purpose and Scope

This document contains the Quality report for GOCE L1b data for August 2011.

The latest version of this document is available on the GOCE Data Quality portal at:

<http://earth.esa.int/GOCE/> → “Level 1b QC” → “Monthly”

The GOCE Data Quality portal is the principal source for any quality-related information on GOCE products.

<http://earth.esa.int/GOCE/> → “Level 1b QC”.

### 1.2 Glossary

The following acronyms and abbreviations have been used in this report.

ABBREVIATION	MEANING
EGG	Electrostatic Gravity Gradiometer
DFACS	Drag Free and Attitude control system
SST-I	Satellite-to-satellite tracking instrument
CTR	Control Voltages
STR	Star Tracker
Trace SD	Trace Spectral Density
ICM	Inverse Calibration Matrix
GAR	Gradiometer Angular Rates
FPM	Fine Pointing Mode

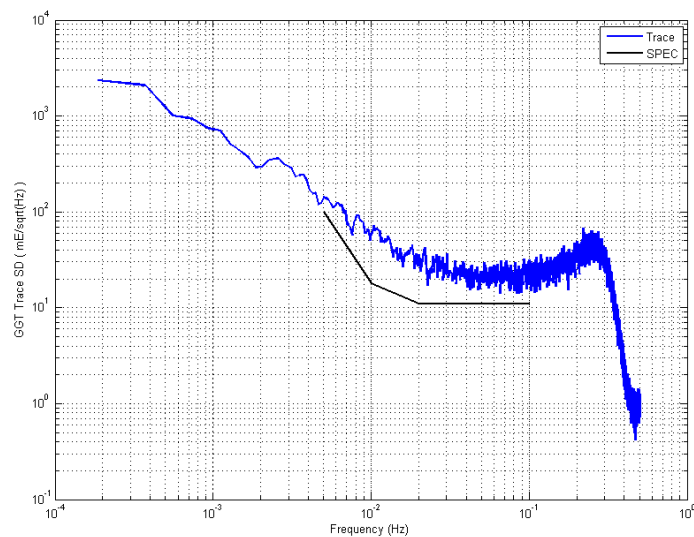
## 2. AUGUST 2011 OVERVIEW

- Trace SD out of spec due to CM outlier around UTC 06/08/2011 00:13:04.
- Instrument Calibration operations were performed on August 23<sup>rd</sup>. EGG data are not produced during Calibration Operations. Aug 23<sup>rd</sup> and 24<sup>th</sup> data are affected by these operations.
- S/C Anomaly: coherency failure of ASH2 and ASH5.
- Beam Out event at UTC 26/08/2011 02:24:01.

## 3. AUGUST 2011 DATA QUALITY ANALYSIS

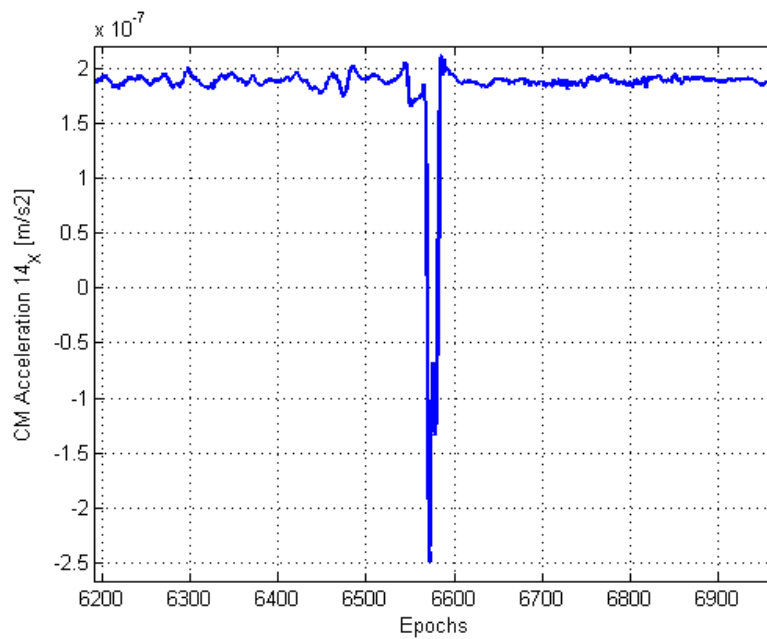
### 3.1 CM outlier on 06<sup>th</sup> of August

The Gravity gradients trace spectral density is not nominal, during the 06<sup>th</sup> August reference period. Trace SD is reported below.



**Figure 1 Trace PSD**

The not nominal behaviour of the trace PSD is due to an anomalous oscillation which affects the CM time series occurred on 06<sup>th</sup> of August at 00:13:14:



**Figure 2 CM 14\_X anomaly**

### 3.2 Instrument calibration

Special Spacecraft Operations for Instrument Calibration were performed on 23<sup>rd</sup> August 2011, from

- 20110823T073725
- to
- 20110824T073303

EGG\_NOM\_1b data are unavailable during this period, i.e. between products:

- GO\_CONS\_EGG\_NOM\_1b\_20110823T060741\_20110823T073725
- and
- GO\_CONS\_EGG\_NOM\_1b\_20110824T073303\_20110824T090247

### 3.3 S/C anomaly: coherency failure on ASH2 and ASH5

An isolated EGG Validation\_Failed event was generated at 237.06.45.21 (25/08/2011) due to a coherency failure on ASH2 and ASH5. At the same time a large spike in the DFACS measured x-axis linear acceleration was visible. No failing of the DFAC EGG Linear and Angular acceleration Validity flags could be seen in the TM.

The EGG status after this event was nominal. The effect of this event in the science data is reported.

#### Trace and Gradients

The anomaly is clearly visible in the components Uyy and Uzz time series of the gravity gradients and in their respective PSDs, as reported below:

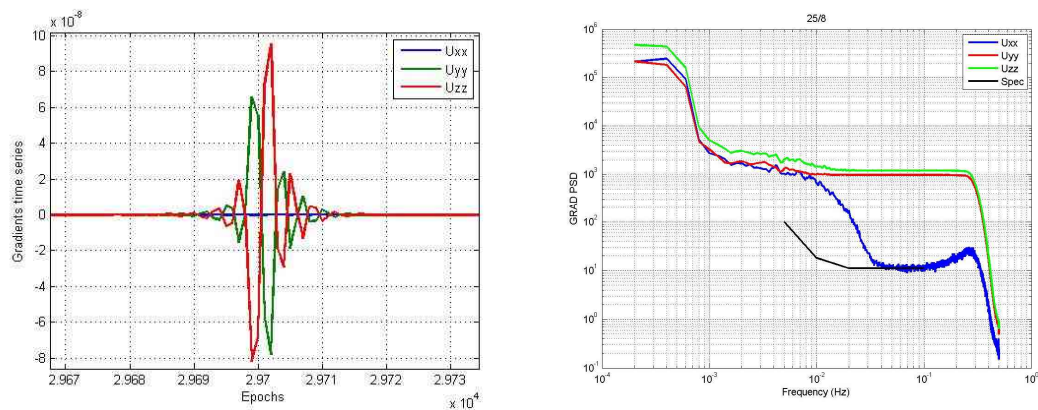


Figure 3 Anomaly in the Uyy and Uzz gradients time series and PSDs

The anomaly has a severe impact on the data quality also in terms of trace PSD, as reported below:

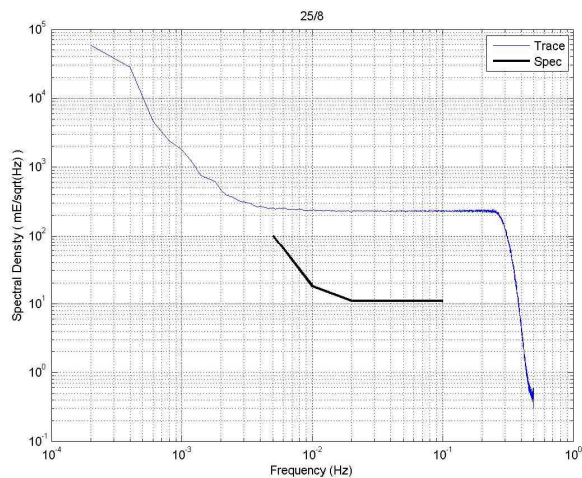
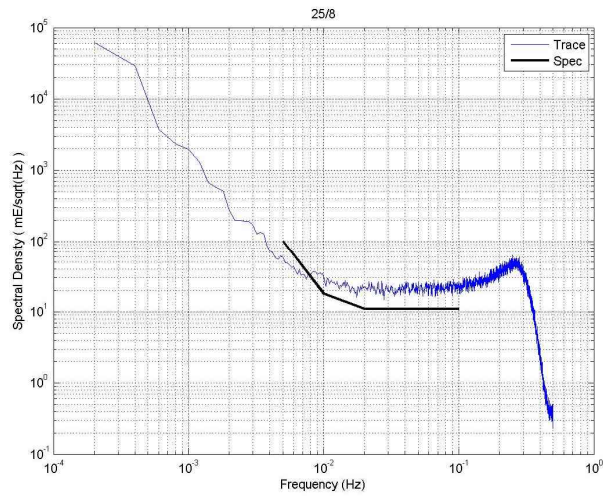


Figure 4 Trace PSD 25/08

The effect is isolated and does not have impacts on a long term. The trace immediately after the anomaly is nominal, as reported below:



**Figure 5 Trace PSD after the anomaly**

### 3.4 Beam Out event

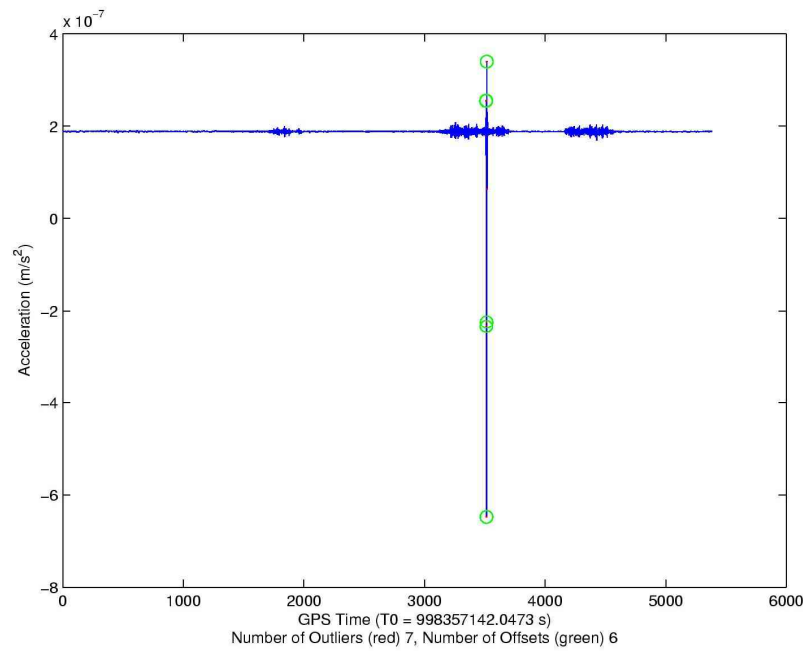
One Beam Out events occurred at the following UTC time during August 2011 reference frame:

EVENT NUMBER	UTC TIME
1	26/08/2011 02:24:01

**Table 1 Beam out event**

Below, the effects of the Beam Out in the common mode acceleration, component 14\_x, are displayed.





**Figure 6 Beam Out event on 26<sup>th</sup> of August**

The Beam Out event enters in the gradients time series notably in the Uxx component without any relevant impacts on performance.