

living planet symposium | BONN 23–27 May 2022

TAKING THE PULSE
OF OUR PLANET FROM SPACE



Meteosat Third Generation (MTG) The Flexible Combined Imager (FCI) end to end Performance

Donny M. A. Aminou, M. Miranda, P. Kokou, M. Wilson, P. v. d. Braembussche, F. Cainero, J. Champion and P. Blythe
(European Space Agency at ESTEC, Noordwijk, The Netherlands)


J. L. Lamard, P. Martin, O. Brize and P. Armand (Thales Alenia Space, Cannes, France)

P. Jorba Coloma, R. Feckl (OHB Systems GmbH, Oberpfaffenhoffen, Germany)

G. Fowler, L. De La Taille, A. Schmid (EUMETSAT – Darmstadt, Germany)

25 May 2022



- Driving requirements
- Imaging principles
- Development Status & Performance
 - Environmental Test Results (Mechanical, thermal vacuum, auto-compatibility)
 - Performance Characterisation Results
- Conclusions



MTG FCI Driving Requirements

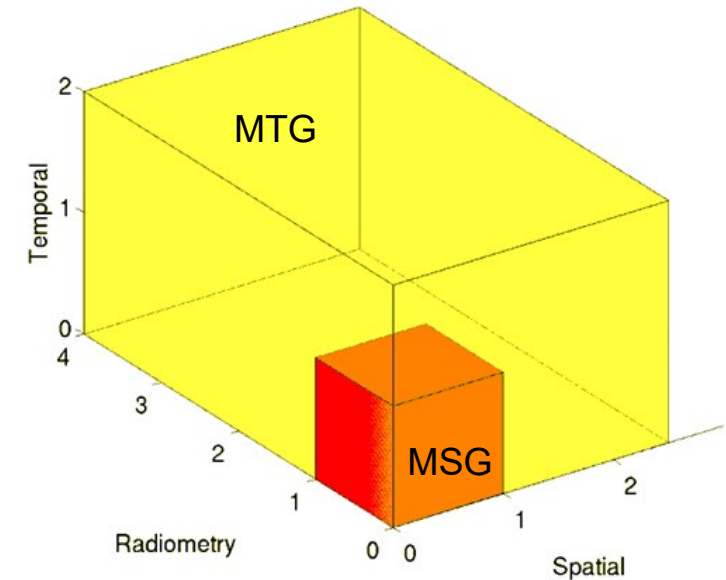
Parameters		Full Disc Hyper-Spectral Imagery		High Resolution Fast Imagery	
Spectral		16 channels		4 channels	
Repeat cycle		10 min		2.5 min	
SSD VNIR	SSD IR	1 km	2 km	500 m	1 km
MTF @ Nyquist		0.15 < MTF < 0.3		~ 0.3	
SNR @ $\rho=0.01$ VNIR	NEdT @ Tref IR	> 20 > 12 for VIS0.9	0.1-0.3 K 1 K for Fire	> 12	0.2 K @ IR3.8 & IR10.5
Radiometric accuracy		< 5 %	< 0.7 K	VIS0.6 & NIR2.2 < 10%	IR3.8 & IR10.5 < 1K
Lifetime & Availability		8.5 years & > 96%		8.5 years & > 96%	

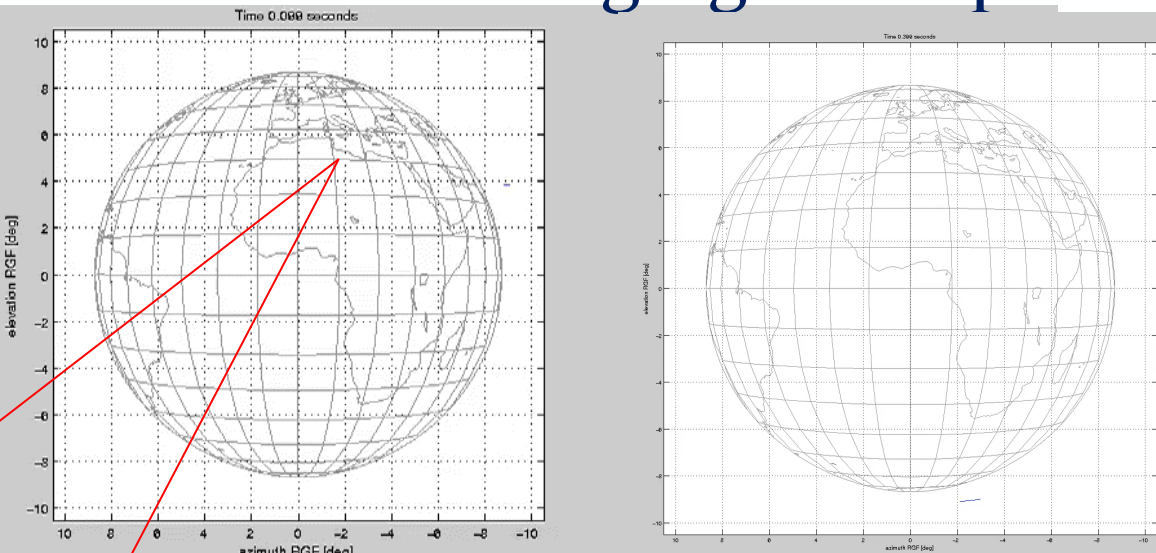
Improvements from MSG to MTG

Characteristics	MSG performance	MTG performance
Full-disk Image cycle	 15 mn	 10 mn
Spectral Channels	HRV VIS 0.6 VIS 0.8 NIR 1.6 IR 3.8 IR 6.2 (WV) IR 7.3 (WV) IR 8.7 IR 9.7 (O ₃) IR 10.8 IR 12.0 IR 13.4 (CO ₂)	VIS 0.4 VIS 0.5 VIS 0.6 VIS 0.8 VIS 0.9 NIR 1.3 NIR 1.6 NIR 2.2 IR 3.8 IR 6.3 (WV) IR 7.3 (WV) IR 8.7 IR 9.7 (O ₃) IR 10.5 IR 12.3 IR 13.3 (CO ₂)
Sampling Distance	1 km (HRV) 3 km (others)	0.5 – 1.0 km (VIS-NIR) 1.0 – 2.0 km (IR)
Telescope Diameter	500 mm	300 mm
Scan Principle	N/S scan mirror E/W spinned satellite	N/S and E/W single scan mirror 3-axis stabilized satellite

Performance Enhancements; SEVIRI to FCI

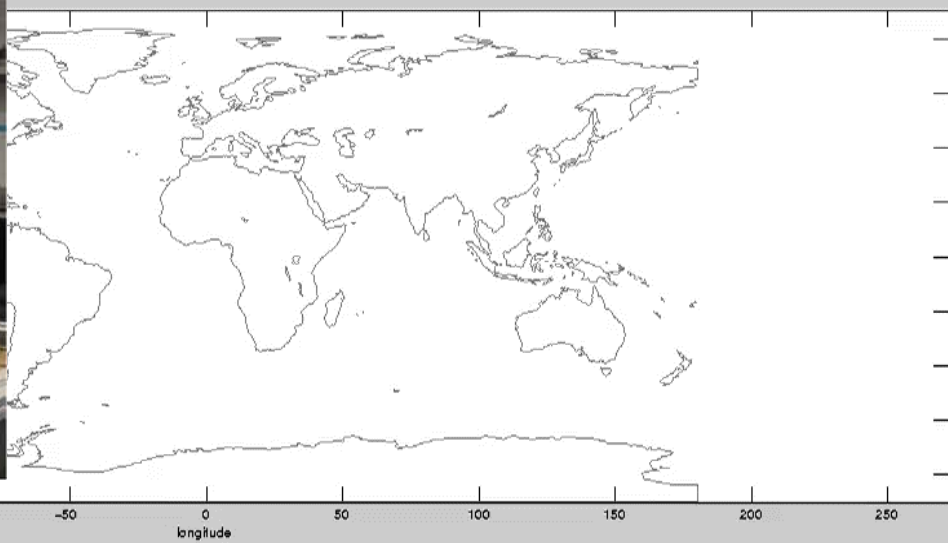

- 16 vs 12 channels
- Temporal:
 - Full disk; 10mins vs 15 mins
 - Rapid Scan; 2.5 mins vs 5mins
- Spatial:
 - VIS/NIR; 0.5-1.0 km vs 1.0 km
 - IR; 1.0-2.0 km vs 3.0 km
- Radiometry: ~4 (average for common channels)
- Spectral resolution: ~ 1.5
- Polarization Factor: ~2
- Availability 96% to 94%
- VIS On-board Calibration





Europe

Full Earth



- 3-axis stabilised satellite
- Two-axis pointing scan mechanism single-mirror with AOCS compensation for < 10 Hz
- Push-broom mode
- 1 swath = 224 km N/S
- Full Earth = 70 swaths in 10'
- Europe = 20 swath in 2.5'
- Constant speed E/W ($2^\circ/s$)


FCI PFM measured budgets

- Mass ~ FCI main body 384 kg
- FCI + Electronics 444 kg
- Power ~ 585 W
- Data flow ~ 70 Mb/s
- Dimensions: 2 m x 1.6 m x 1.4 m



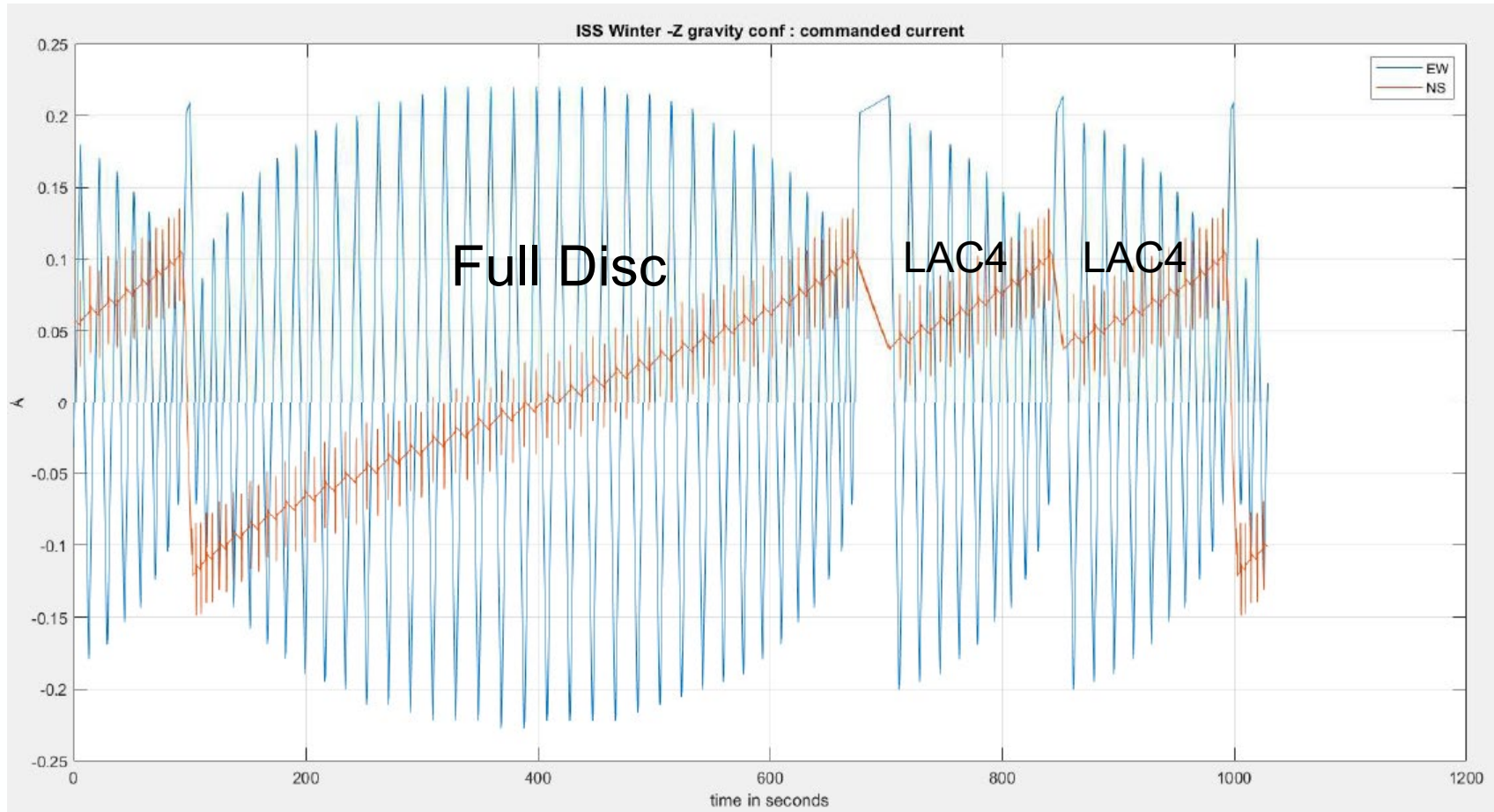
FCI Environmental Testing and Results

- Mechanical: FCI submitted to 3-axis sinus test successfully with the acoustic tested successfully at satellite level;
- Before and After => Electrical / Mechanisms / Radiometric / Optical Reference tests
- Optical LOS Test (LOS knowledge, LOS end to end dynamic pointing test)
- Thermal: TED & Scan (high precision encoder) -> pointing knowledge errors < 1 km
 - ✓ Combination of STM TB/TC,
 - ✓ OTM at Telescope Optics Assembly level and
 - ✓ FCI PFM Optical Vacuum
 - ✓ TB/TC at satellite level for qualification completeness
 - ✓ Auto-Compatibility (EMC)
- All tests are successfully completed showing:
 - ✓ **Great diurnal stability with < 1K measured**
 - ✓ **LOS stability measured < 6 micro-rad**



Imaging performance Tests (Coverage)

- Scanning profiles tested (ISS Winter Commanded Current)
- ISS Summer commanding also successfully tested (yaw flip)



FCI PFM measured budgets - Radiometry

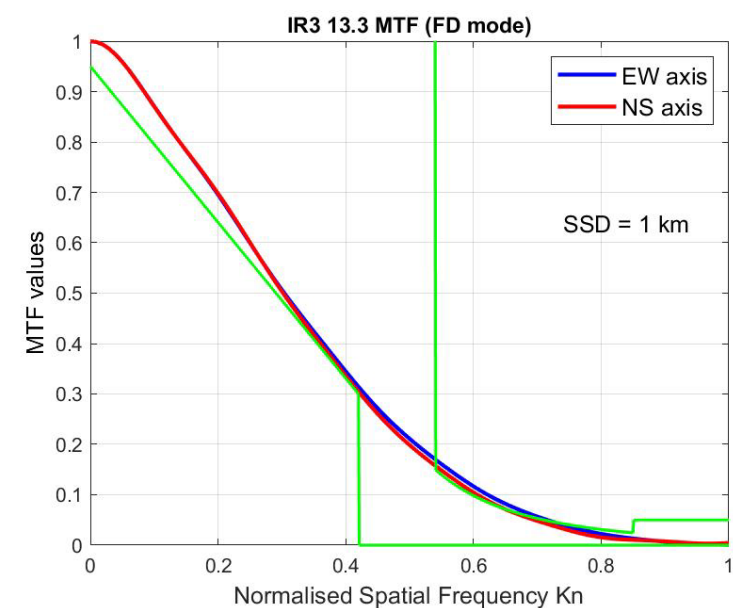
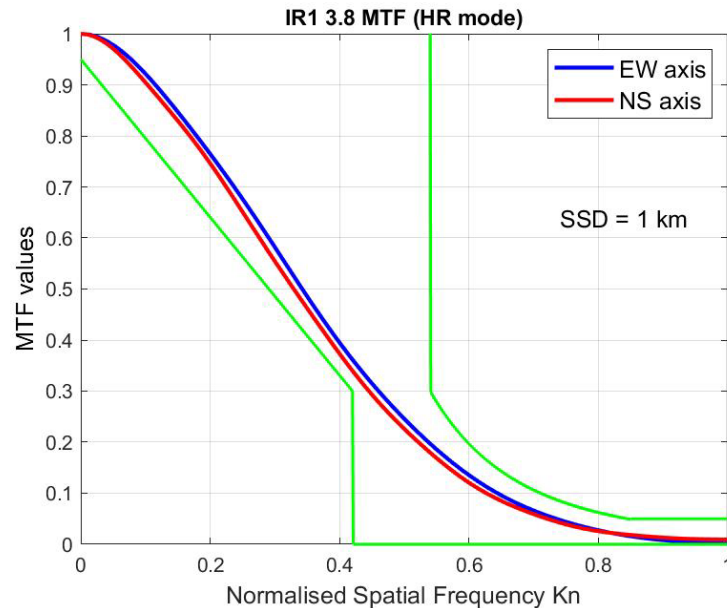
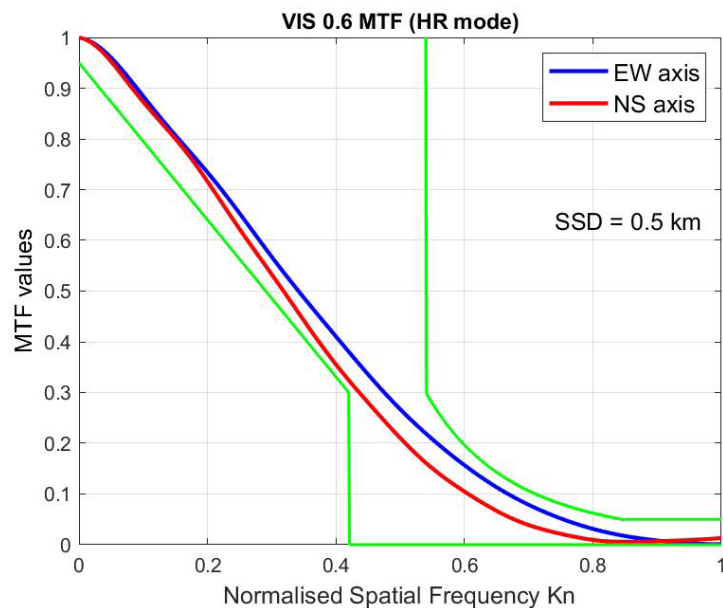
- Radiometric Test Results at FCI PFM during Optical Vacuum:
 - Successful VIS/NIR Radiometric Calibration using the on-board Metallic Neutral Density Filter (MND)
 - Successful IR Radiometric Calibration using the on-board black body
 - Successful Radiance Response (including NL and Noise)
- **All channels are compliant to the Radiometric Requirements**

FCI PFM Perfo test results	Radiometric Noise (SNR for solar channels)		
	PL-FCI-320	Measured SNR at the referenced radiance	Status of compliance
	Spec		
VIS0.4	25	45	C
VIS0.5	25	43	C
VIS0.6 (HR)	12	29	C
VIS0.6	30	37	C
VIS0.8	21	38	C
VIS0.9	12	40	C
NIR1.3	40	49	C
NIR1.6	30	51	C
NIR2.2 (HR)	12	8	C
NIR2.2	25	23	C

FCI PFM Perfo test results	Radiometric Noise for IR channels (NEdT)			
	PL-FCI-320		Measured NEdT at Tref (K)	Status of compliance
	Tref (K)	Spec (K)		
IR3.8 (HR)	300	0,2	0,12	C
IR3.8	300	0,1	0,04	C
IR3.8 (FA)	350	1,0		
IR6.3	250	0,3	0,05	C
IR7.3	250	0,3	0,06	C
IR8.7	300	0,1	0,02	C
IR9.7	250	0,3	0,04	C
IR10.5 (HR)	300	0,2	0,07	C
IR10.5	300	0,1	0,03	C
IR12.3	300	0,2	0,10	C
IR13.3	270	0,2	0,15	C



FCI PFM measured budgets – Image Geometric Quality

- Focal Length and MTF measured at FCI during Optical Vacuum:
 - Flight focus established thanks to best focus positioning with the on-board Refocusing Mechanism
 - MTF fully compliant at Level 1a for 2 km spatial sampling
 - MTF fully compliant for HR channels thanks to FIR filtering at Level 1b as required.
 - For all MTF Thermo-elastic deformation around midnight is taken into account as worst case.
- **Measured MTF is in line with the prediction**
- **All channels are compliant to the temporal and spatial co-registration**



Conclusion

- The FCI on MTG will provide continuity & enhancement of the SEVIRI mission on MSG
- The FCI PFM has been fully integrated and tested at ambient and in thermal/optical vacuum:
 - All functional and environmental tests have shown a good behavior of the instrument
 - All performance tests have shown results that are better than the prediction
 - The FCI is fully qualified, including recurrent models
- The FCI PFM has been successfully integrated onto the satellite and now MTG-I1 is getting ready for the flight



End

